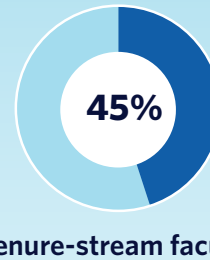
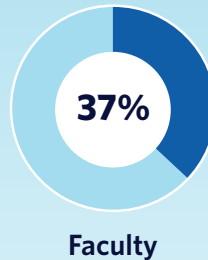


# 2024 Workplace Experiences Survey

## Overall Highlights

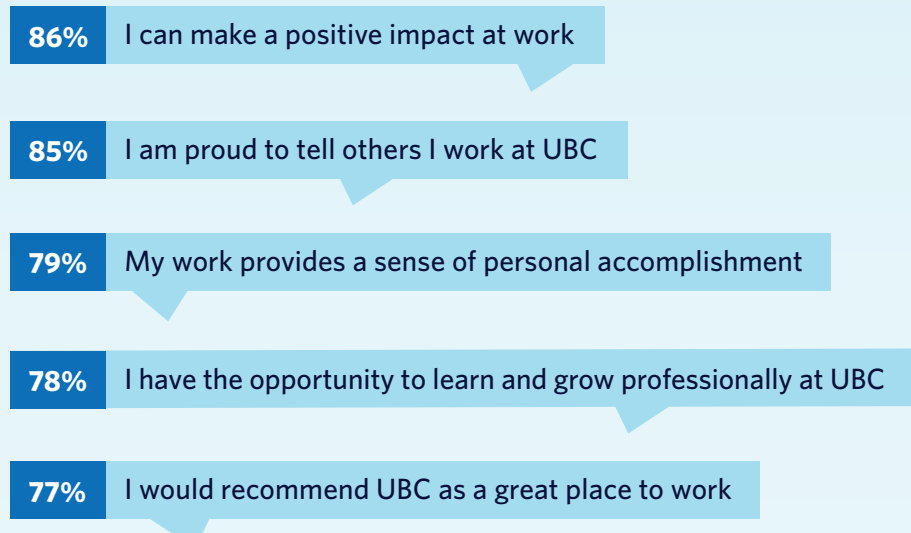


Thank you to the **9,032 faculty and staff** who shared their feedback  
(50% overall response rate)



**74%** of faculty and staff feel engaged at UBC  
(3% higher than the benchmark of Canadian post-secondary institutions)

### Faculty and staff feel proud and inspired



### Top 6 influences on faculty and staff engagement

- 1 Professional growth
- 2 Inclusion and respect
- 3 UBC's senior leadership
- 4 Collaboration
- 5 Health and wellbeing
- 6 Innovation

### What's changed since 2021?

- +5% My career aspirations can be achieved at UBC
- +4% I feel that I am part of a community at UBC
- +6% I am able to balance my work and personal life
- 7% I am optimistic about the future of UBC

### Next steps

Feedback from the WES helps shape priorities at the university, including the focus on people and places within **UBC's strategic plan**, and at the team and departmental levels. Connect with your leader or HR advisor to learn more about your unit's results. For any questions, contact [workplace.surveys@ubc.ca](mailto:workplace.surveys@ubc.ca).

Learn more at [hr.ubc.ca/wes](http://hr.ubc.ca/wes)

