



NEIGHBOURHOOD PROFILE – RILEY PARK

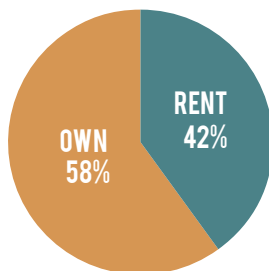
Riley Park has inherited a variety of architectural designs in its constant evolution, contributing to the community's eclectic character. This neighbourhood is popular among families due to the availability of larger homes – not to mention easy access to recreational parks and facilities. Most notably, Queen Elizabeth Park boasts 360 degree views of the city from Vancouver's highest point at the peak of Little Mountain, and the nearby Hillcrest Community Centre is fully equipped with an aquatic centre and ice rink.

The three major corridors running through Riley Park at Cambie, Main, and Fraser provide quick access to downtown and are home to numerous restaurants and services, a thriving farmers' market, and shops featuring antique furniture and locally designed clothing.

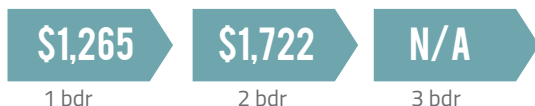


HOUSING


OWN VS. RENT



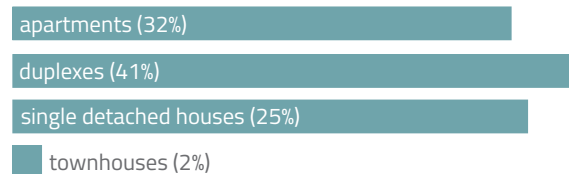
AVERAGE MONTHLY RENT



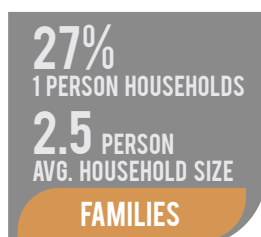
MEDIAN SOLD PRICE



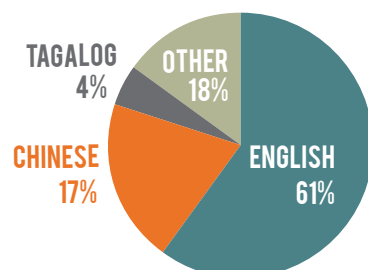
DWELLING TYPE



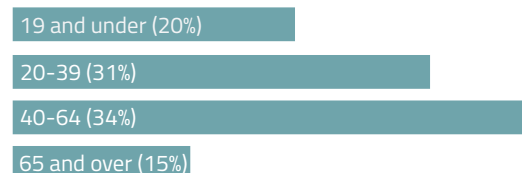
DEMOGRAPHICS



MOTHER TONGUE



AGE GROUPS





PUBLIC SCHOOLS

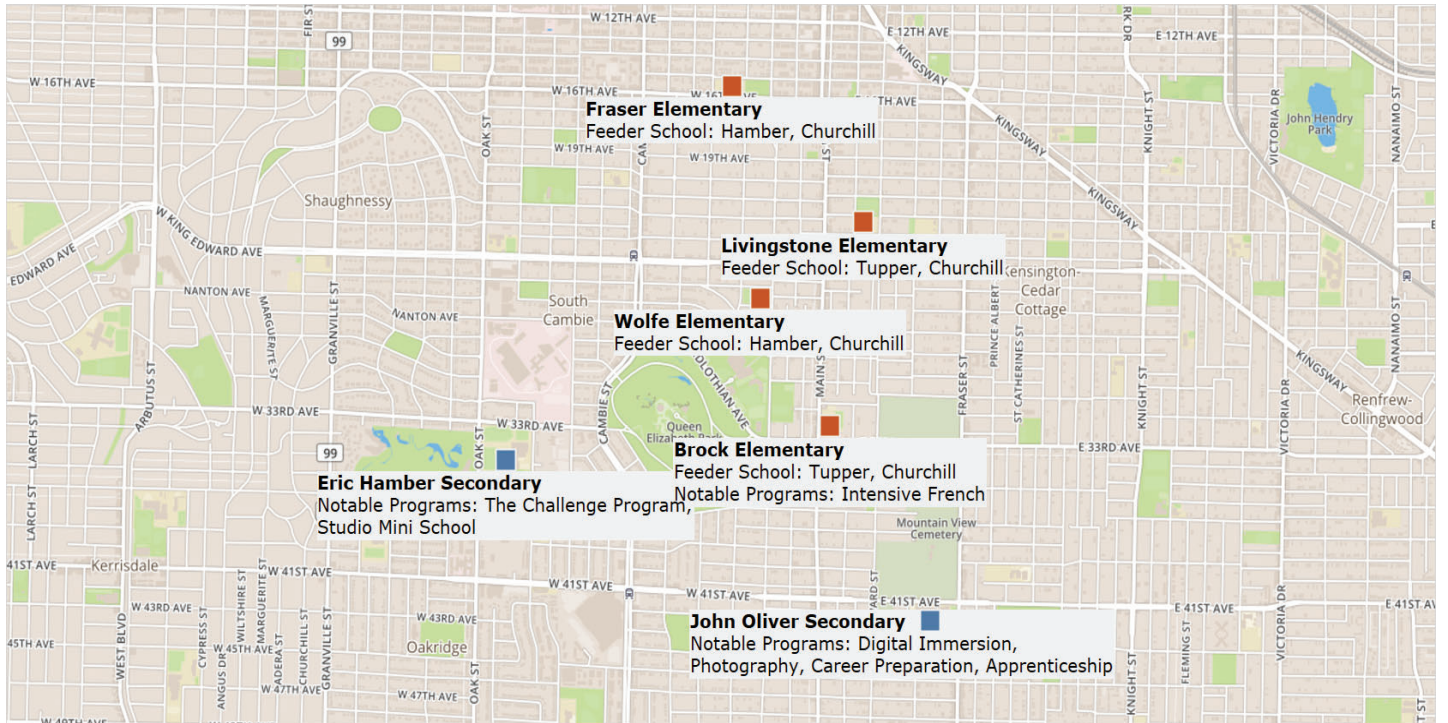


Photo credit: Kassandra Darbel



Photo credit: Kassandra Darbel



Photo from: <http://www.meltingbutter.com/cafe-find-le-marche-st-george-vancouver/>



Photo from: <http://hcma.ca/project/hillcrest-centre/>